

## instructions

- 

**CHEVROLET**  
**2014 silverado z71**

---

Paper model created by Jesse Smith

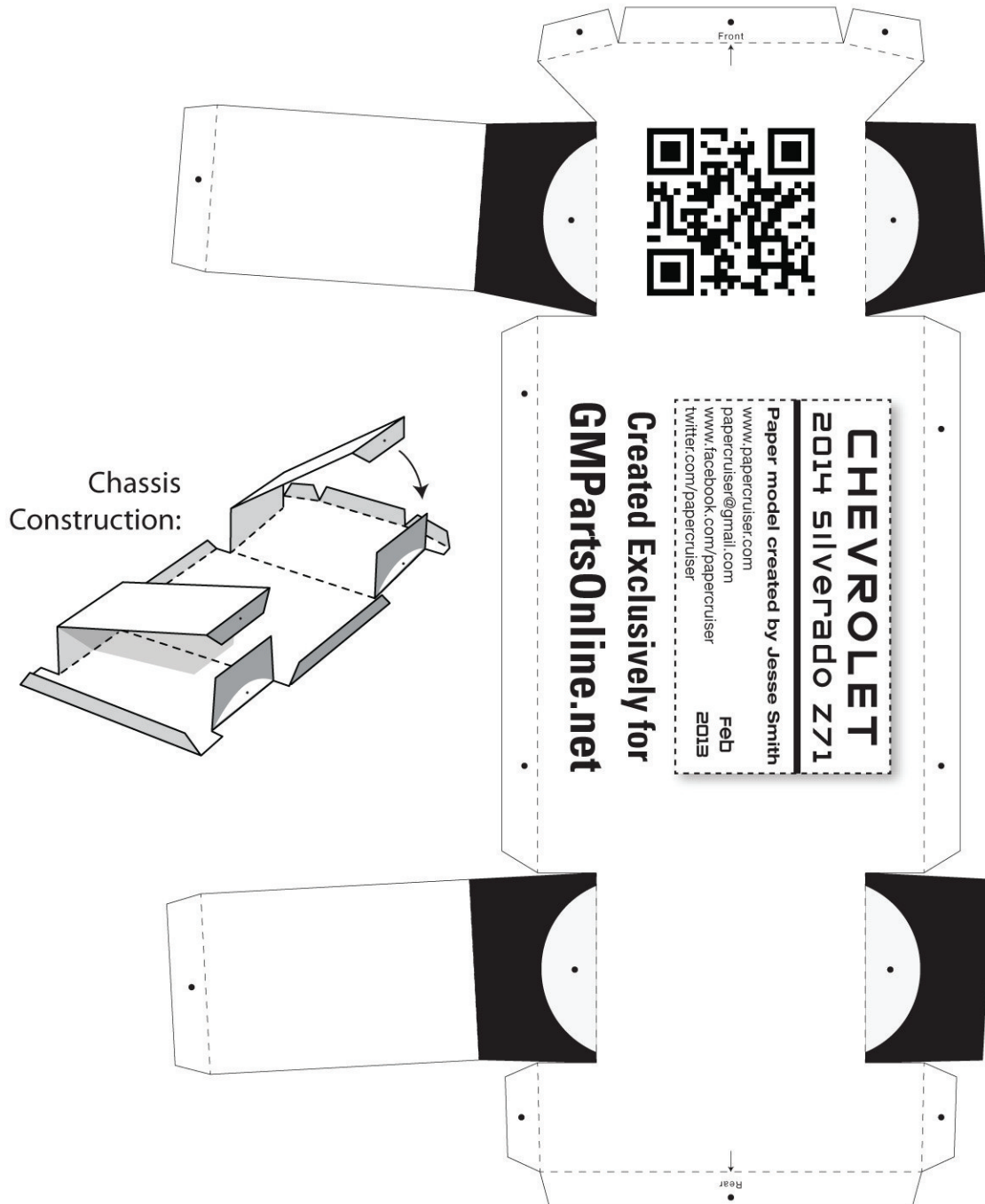
[www.papercruiser.com](http://www.papercruiser.com)  
[papercruiser@gmail.com](mailto:papercruiser@gmail.com)  
[www.facebook.com/papercruiser](http://www.facebook.com/papercruiser)  
[twitter.com/papercruiser](https://twitter.com/papercruiser)

Feb  
2013



papercruiser.com

*Chevrolet's respective logos, emblems, slogans and vehicle model names and body designs are trademarks and/or service marks of GM, its subsidiaries, affiliates or licensors.*



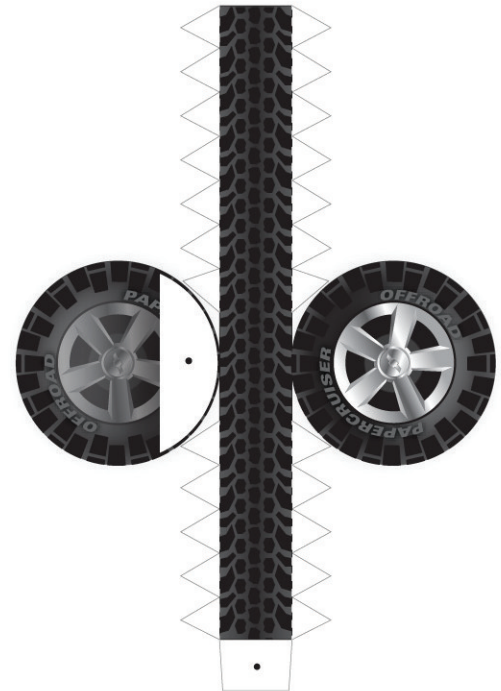
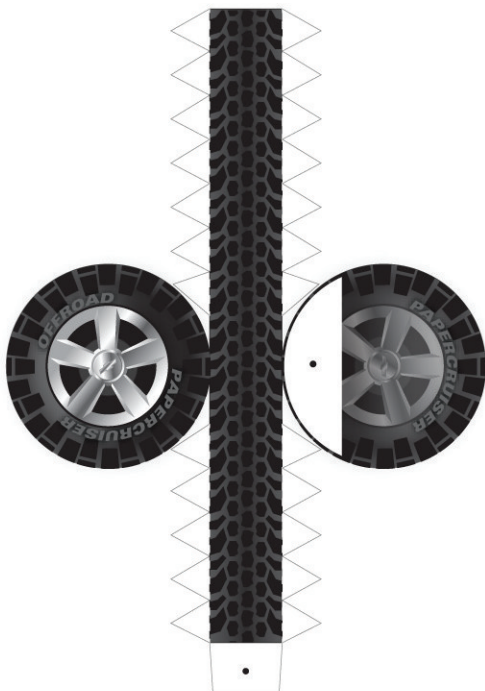


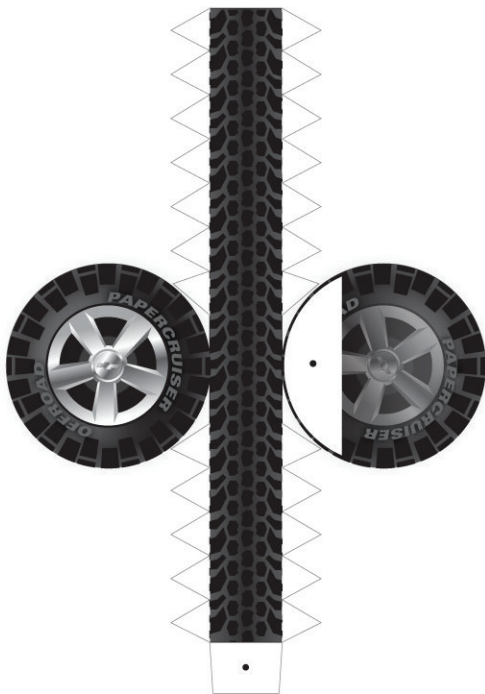
Valley Fold ----->

Peak Fold ----->

## wheels

For best results, scratch of laser toner for better glue adhesion.

See the [papercruiser.com](http://papercruiser.com) videos page for helpful tutorial on the best way to build these wheels.



Please check out my website!  
Also follow me on Facebook,  
Pinterest, and Twitter!

[facebook.com/papercruiser](https://facebook.com/papercruiser)

[twitter.com/papercruiser](https://twitter.com/papercruiser)

[pinterest.com/papercruiser](https://pinterest.com/papercruiser)



[papercruiser.com](http://papercruiser.com)